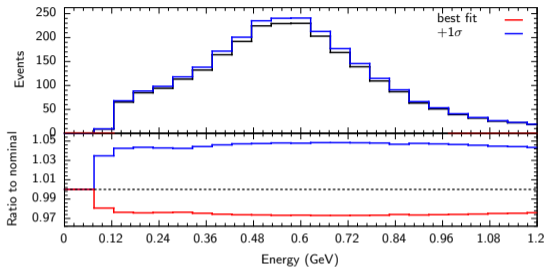
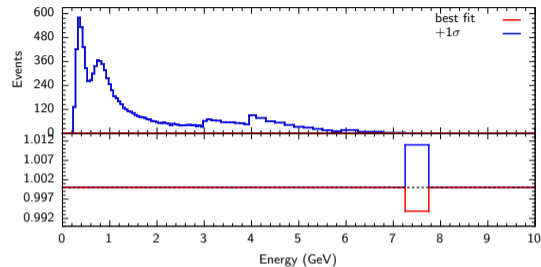


E reco, f banffnorm nuetnumu fhc rhc, p1 sigma = 1.050, $\epsilon = -0.554812$

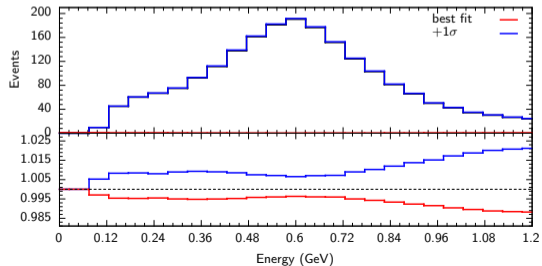
bf E FHC systerre 0



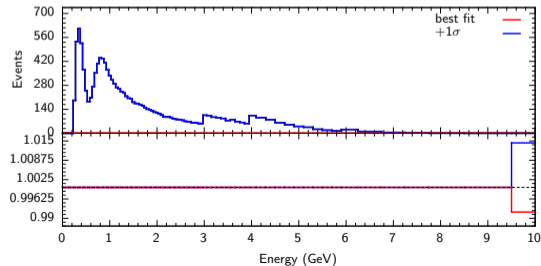
bf M FHC systerre 0



bf E RHC systerre 0

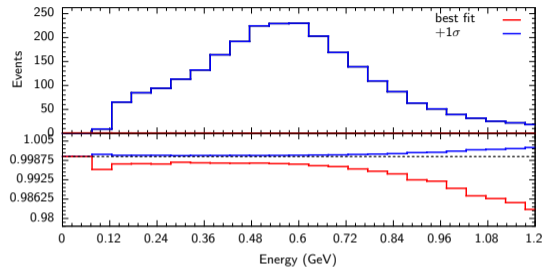


bf M RHC systerre 0

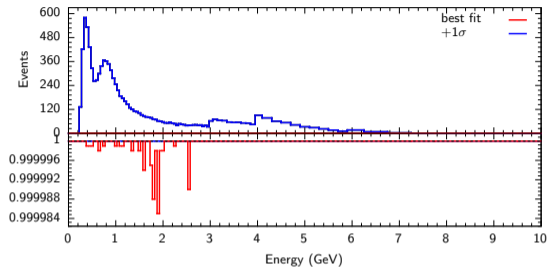


E reco, f banffnorm nuebartonumubar fhc rhc, p1 sigma = 1.050, $\epsilon = -5.8184$

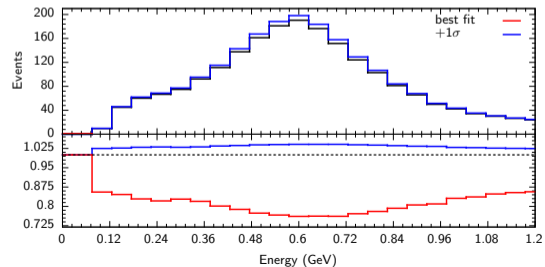
bf E FHC syserre 1



bf M FHC syserre 1



bf E RHC syserre 1



bf M RHC syserre 1

