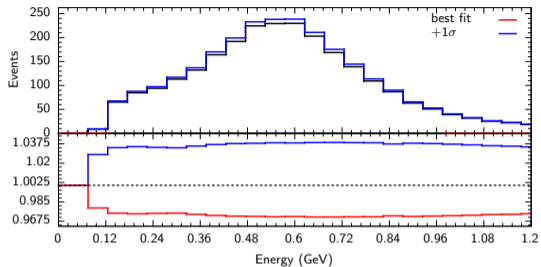
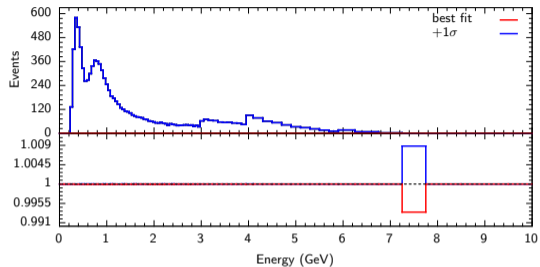


E reco, f banffnorm nuetnumu fhc rhc, p1 sigma = 1.040, $\epsilon = -0.739853$

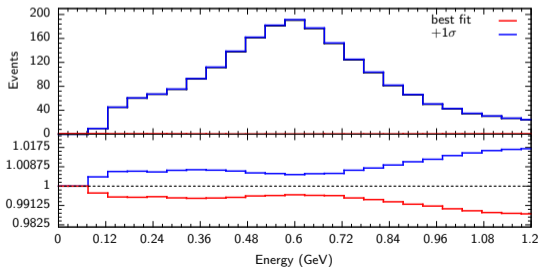
bf E FHC syserre 0



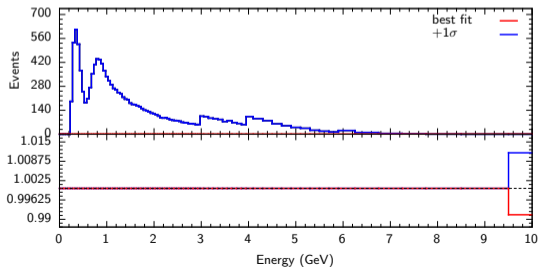
bf M FHC syserre 0



bf E RHC syserre 0

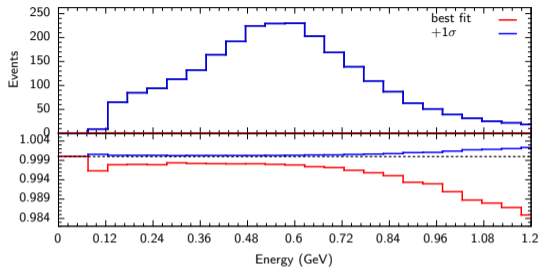


bf M RHC syserre 0

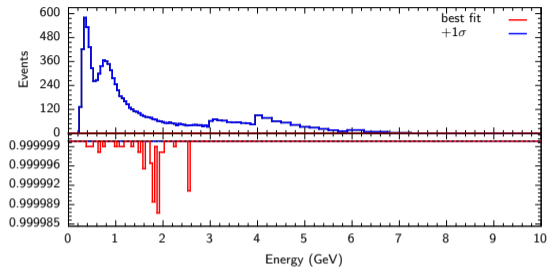


E reco, f banffnorm nuebartonumubar fhc rhc, p1 sigma = 1.040, $\epsilon = -6.43767$

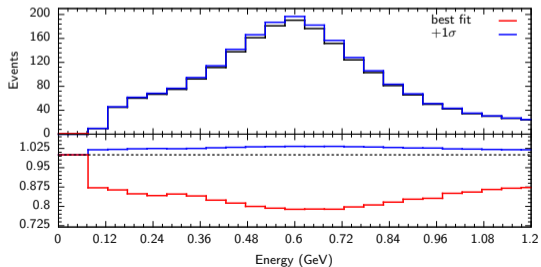
bf E FHC syserre 1



bf M FHC syserre 1



bf E RHC syserre 1



bf M RHC syserre 1

