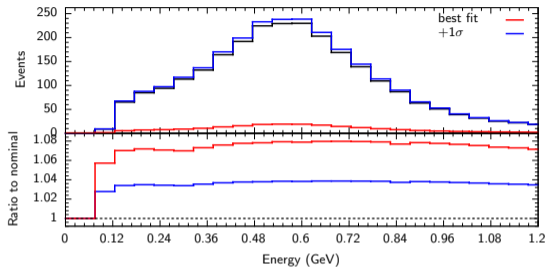
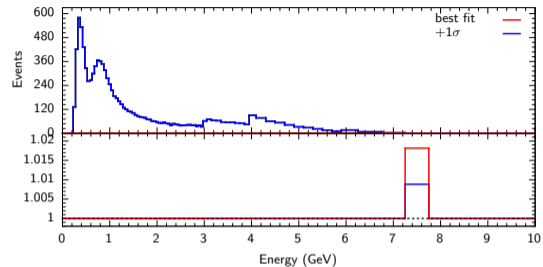


E reco, f banffnorm nuetnumu fhc rhc, p1 sigma = 1.040, $\epsilon = 2.0597$

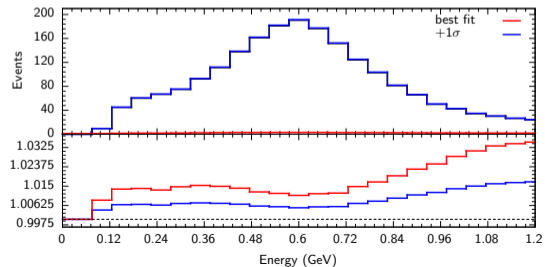
bf E FHC systerre 0



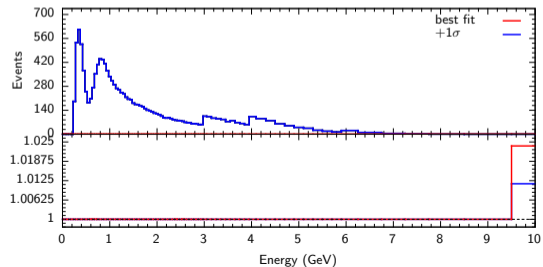
bf M FHC systerre 0



bf E RHC systerre 0

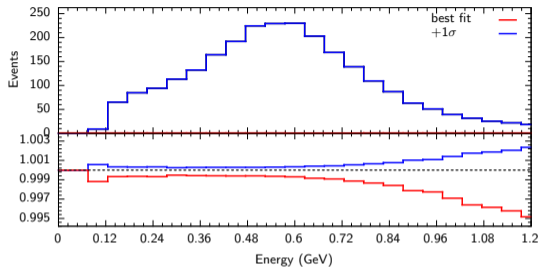


bf M RHC systerre 0

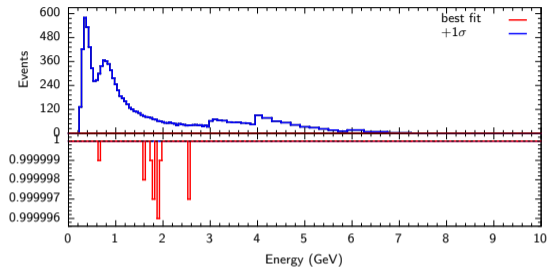


E reco, f banffnorm nuebartonumubar fhc rhc, p1 sigma = 1.040, $\epsilon = -2.05999$

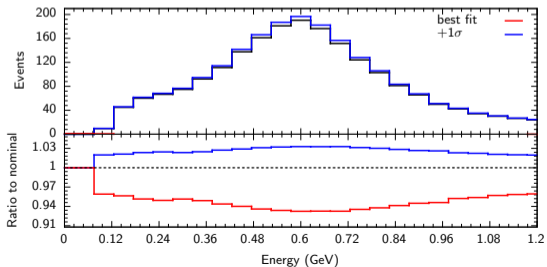
bf E FHC syserre 1



bf M FHC syserre 1



bf E RHC syserre 1



bf M RHC syserre 1

