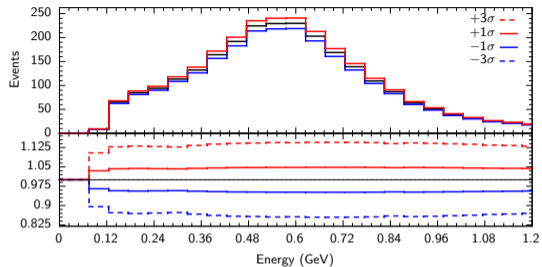
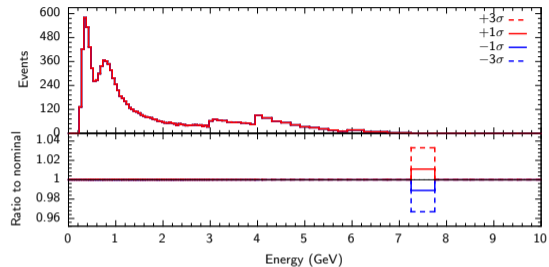


E reco, f banffnorm nuetionumu fhc rhc, p1 sigma = 1.050

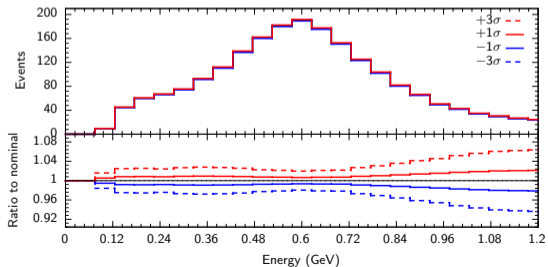
### E FHC systerre 0



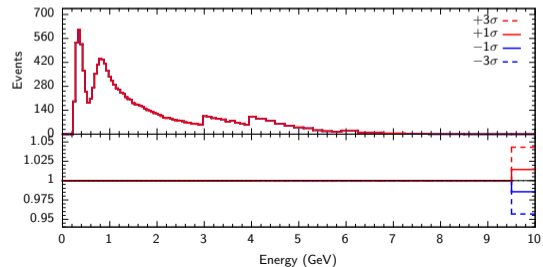
### M FHC systerre 0



### E RHC systerre 0

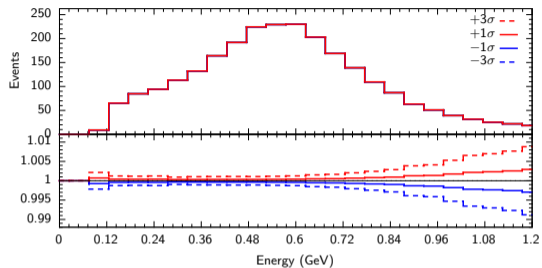


### M RHC systerre 0

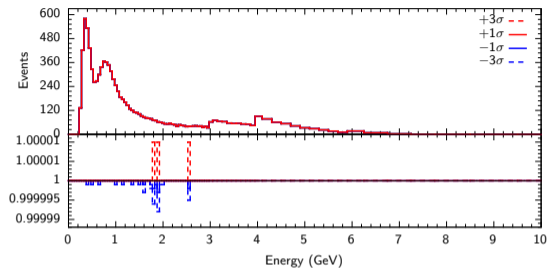


E reco, f banffnorm nuebartonumubar fhc rhc, p1 sigma = 1.050

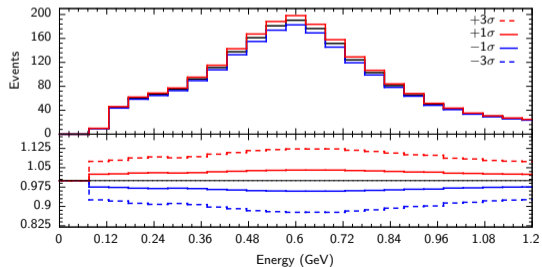
**E FHC systerre 1**



**M FHC systerre 1**



**E RHC systerre 1**



**M RHC systerre 1**

